

CWA

LED Light Bar



Daylight

IP65

Affordable replacement for fluorescent lighting.

An affordable replacement, the slim LED light bar can outperform a conventional fluorescent lamp. The protection rating of IP65 is a standard which allows installation in most common environments.

FEATURES

- Available for DC 24V applications
- Long-lasting LED's greatly reduce maintenance costs
- Total luminous flux of 350lm, 100lx luminance at 1m (Voltage: DC24V)
- A set of two stainless-steel mounting brackets is a standard accessory
- Operating temperature range from -30 to +60 degrees C.
- LED color temperature is Daylight (6500K)

How to Order

CWA <input type="checkbox"/> S - 24 - CD			
Model		Color	CD : Daylight
Light Bar Length		Rated Voltage	24 : 24V DC
3 : 300mm		Connector Specifications	S : Side-exiting Cable
6 : 600mm			
9 : 900mm			


Specifications

Model	CWA3S-24-CD	CWA6S-24-CD	CWA9S-24-CD
Luminous Color	Daylight		
Color Temperature (typ.)	6500K		
Illuminance (at DC24V)	1.0m	440 lx	800 lx
Total Luminous Flux (typ.)	350 lm	700 lm	1050 lm
Operating Voltage Range	24VDC $\pm 10\%$		
Current Consumption	180mA	360mA	540mA
Rated Power Consumption	6W	12W	18W
Operating Ambient Temperature	-30°C - +60°C		
Operating Ambient Humidity	90% RH or less, no condensation		
Main Unit Material	Body: Polycarbonate Resin; Packing: Silicon		
Cable Length	1 meters		
Mounting Location	Indoors		
Protection Rating	IP65 (Cable ends not included)		
Insulation Resistance	500V DC 5M Ω or more		
Withstand Voltage	500VAC for 1 minute (Between terminals and screw)		
Vibration Resistance	30Hz 19.6m/s ²		
Mass (Tolerance $\pm 10\%$)	215g	385g	540g

Standard Accessory



Highly reliable LED chips are used



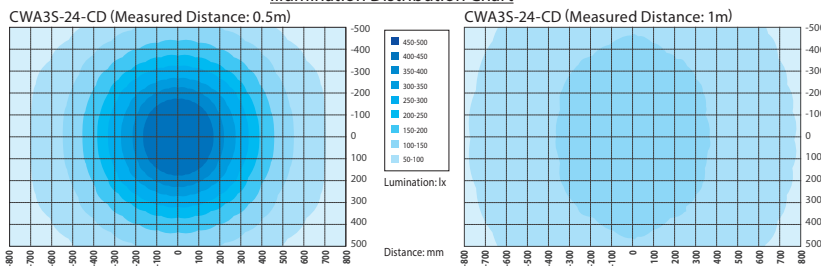
High-definition LED chip

The highly reliable LED chip, which is the core of LED lighting, has nearly 10 times (about 40,000 hours) the lifespan (based on LED brightness of 70%) in comparison to the common fluorescent light, it also does not contain any mercury.

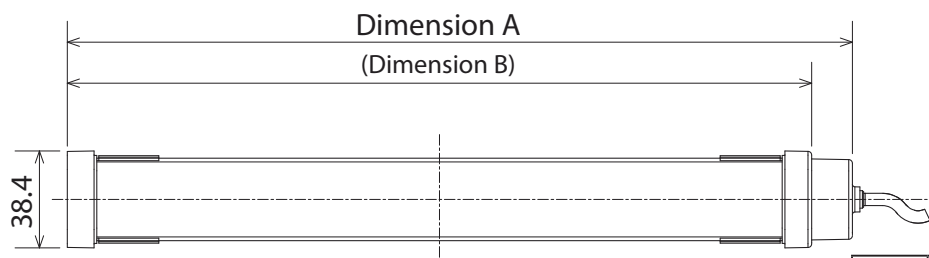
A uniform light that subdues glare

In comparison to an LED luminous source, we take advantage of the straight beam optical characteristic of the LED without dropping brightness or overdoing it, but reproducing a natural light.

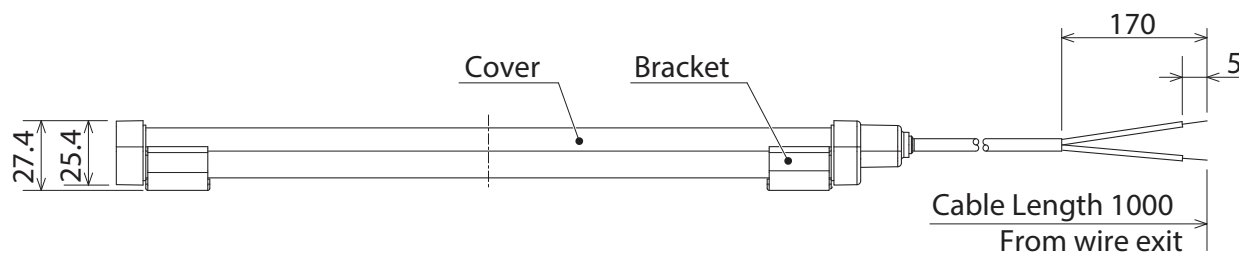
Illumination Distribution Chart



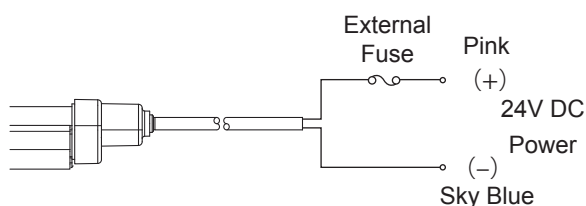
Dimensions (Unit: mm)



Model Name	Dimension A	Dimension B
	Total Length	Lighting Area
CLA3S	315.5	300
CLA6S	621.0	600
CLA9S	916.5	900



Wiring



[Enforced]



There is no protection rating for the area surrounding the tip of the cable. To ensure insulation of water intrusion, the use of fillers (such as silicon, etc.) to plug up the tip part is recommended.