

FANUC Robot R-1000iA




FEATURES

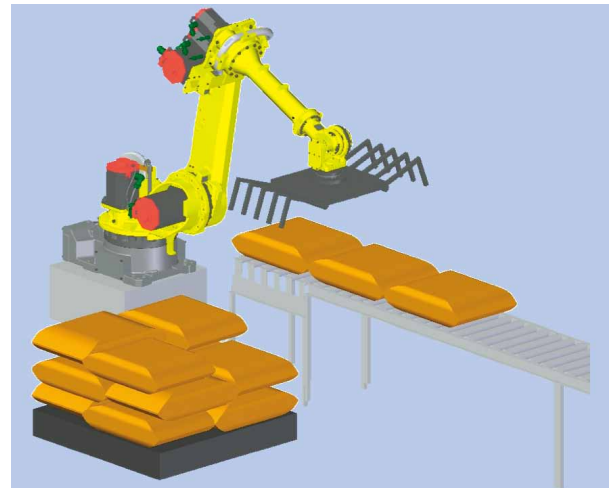
The FANUC Robot R-1000iA is a compact and high-speed robot having a wrist capacity of 80kg to 130kg. Compact mechanical unit and outstanding motion performance are suitable for handling, spot welding and palletizing in dense layout work cells.

- 5 models are available to meet a variety of applications.
 - FANUC Robot R-1000iA/80F, /100F, /130F
These robots have a large operating space (including its rear and downward side) and can also be installed upside down. The slimmest design in width makes it possible to locate the robot close to neighboring robots, fixtures and workpieces. High-speed approach from home to working position and fast positioning in a short pitch motion can minimize a throughput.
 - FANUC Robot R-1000iA/80H
This model is 5 axes type robot that is suitable for the high speed transfer. Compact mechanical unit can reduce installation space in factories.
 - FANUC Robot R-1000iA/120F-7B
This model is 7 axes type robot that has an axis for changing the J2 arm length in addition to the 6 axes in the conventional robot. This robot contributes to line size reduction by ensuring a larger operating space when located close to a workpiece.
- Latest intelligent functions with *i*RVision (integrated vision) and force sensor are available.

Application Examples



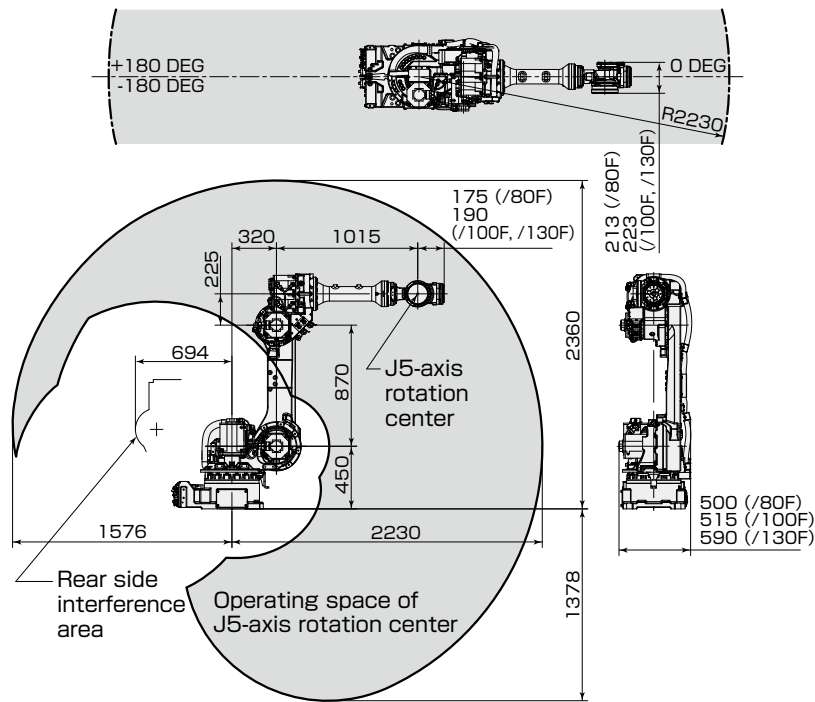
High Speed Spot Welding by R-1000iA/80F



Bag Palletizing by R-1000iA/80H

R-1000*i*A /80F, /100F, /130F

Operating space



Specifications

Model		R-1000 <i>i</i> A/80F	R-1000 <i>i</i> A/100F	R-1000 <i>i</i> A/130F
Type		Articulated Type		
Controlled axes		6 axes (J1, J2, J3, J4, J5, J6)		
Reach		2230 mm		
Installation		Floor, Upside-down		
Motion range (Maximum speed) Note 1)	J1 axis rotation	360° (170°/s) 6.28 rad(2.97 rad/s)	360° (130°/s) 6.28 rad(2.27 rad/s)	360° (130°/s) 6.28rad(2.27rad/s)
	J2 axis rotation	245° (140°/s) 4.28 rad(2.44 rad/s)	245° (110°/s) 4.28 rad(1.92 rad/s)	245° (110°/s) 4.28rad(1.92rad/s)
	J3 axis rotation	360° (160°/s) 6.28 rad(2.79 rad/s)	360° (120°/s) 6.28 rad(2.09 rad/s)	360° (120°/s) 6.28rad(2.09rad/s)
	J4 axis wrist rotation	720° (230°/s) 12.57 rad(4.01 rad/s)	720° (170°/s) 12.57 rad(2.97 rad/s)	720° (170°/s) 12.57rad(2.97rad/s)
	J5 axis wrist swing	250° (230°/s) 4.36 rad(4.01 rad/s)	250° (170°/s) 4.36 rad(2.97 rad/s)	250° (170°/s) 4.36rad(2.97rad/s)
	J6 axis wrist rotation	720° (350°/s) 12.57 rad(6.11 rad/s)	720° (250°/s) 12.57 rad(4.36 rad/s)	720° (250°/s) 12.57rad(4.36rad/s)
Max. load capacity at wrist		80 kg (A)	100 kg	
Max. load capacity on J3 arm		-	20 kg (C)	
Max. load capacity on J3 casing		15 kg (B)	20 kg (D)	
		(A)+(B) < 80kg		(C)+(D) < 20kg
Allowable load moment at wrist	J4 axis	380 N·m 38.8 kgf·m	690 N·m 70.4 kgf·m	800 N·m 81.6 kgf·m
	J5 axis	380 N·m 38.8 kgf·m	690 N·m 70.4 kgf·m	800 N·m 81.6 kgf·m
	J6 axis	200 N·m 20.4 kgf·m	260 N·m 26.5 kgf·m	360 N·m 36.7 kgf·m
Allowable load inertia at wrist	J4 axis	30 kg·m ² 306.1 kgf·cm·s ²	57 kg·m ² 581.6 kgf·cm·s ²	71 kg·m ² 724.5 kgf·cm·s ²
	J5 axis	30 kg·m ² 306.1 kgf·cm·s ²	57 kg·m ² 581.6 kgf·cm·s ²	71 kg·m ² 724.5 kgf·cm·s ²
	J6 axis	20 kg·m ² 204.1 kgf·cm·s ²	32 kg·m ² 326.5 kgf·cm·s ²	38 kg·m ² 387.8 kgf·cm·s ²
Drive method		Electric servo drive by AC servo motor		
Repeatability Note 2)		± 0.03 mm		
Mass Note 3)		620 kg	665 kg	675 kg
Installation environment		Ambient temperature : 0 to 45°C Ambient humidity : Normally 75%RH or less (No dew, nor frost allowed) Short term 95%RH or less (within one month) Vibration acceleration : 4.9m/s ² (0.5G) or less		

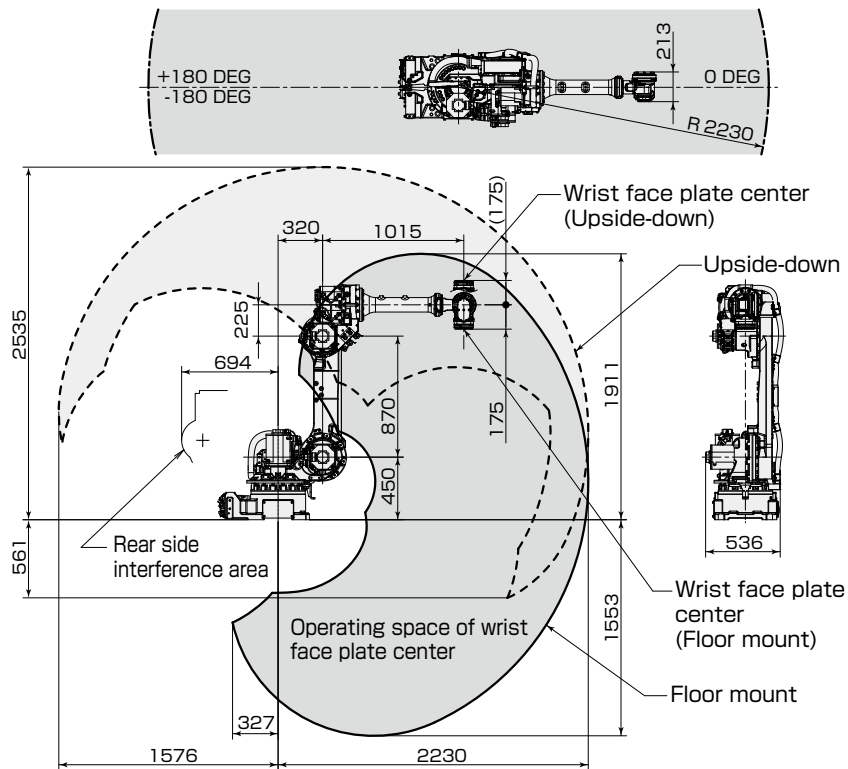
Note 1) During short distance motions, the axis speed may not reach the maximum value stated.

Note 2) Compliant with ISO 9283.

Note 3) Without controller.

R-1000iA/80H

Operating space



Specifications

Model		R-1000iA/80H	
Type		Articulated Type	
Controlled axes		5 axes (J1, J2, J3, J4, J5)	
Reach		2230 mm	
Installation		Floor, Upside-down	
Motion range (Maximum speed) Note 1)	J1 axis rotation	360° (185°/s) 6.28 rad(3.23 rad/s)	
	J2 axis rotation	245° (180°/s) 4.28 rad(3.14 rad/s)	
	J3 axis rotation	215° (180°/s) 3.75 rad(3.14 rad/s)	
	J4 axis wrist swing	20° (180°/s) 0.35 rad(3.14 rad/s) Note 2)	
	J5 axis wrist rotation	720° (500°/s) 12.57 rad(8.73 rad/s)	
Max. load capacity at wrist		80 kg (A)	(A)+(B)< 80kg
Max. load capacity on J3 arm		-	
Max. load capacity on J3 casing		15 kg (B)	
Allowable load moment at wrist	J4 axis	Note 3)	
	J5 axis		
Allowable load inertia at wrist	J4 axis	48 kg·m ² 489.8 kgf·cm·s ²	
	J5 axis	25 kg·m ² 255.1 kgf·cm·s ²	
Drive method		Electric servo drive by AC servo motor	
Repeatability Note 4)		± 0.03 mm	
Mass Note 5)		610 kg	
Installation environment		Ambient temperature : 0 to 45°C Ambient humidity : Normally 75%RH or less (No dew, nor frost allowed) Short term 95%RH or less (within one month) Vibration acceleration : 4.9m/s ² (0.5G) or less	

Note 1) During short distance motions, the axis speed may not reach the maximum value stated.

Note 2) The wrist interface is always controlled downward. It can be made fine adjustment from -10 to +10 degrees.

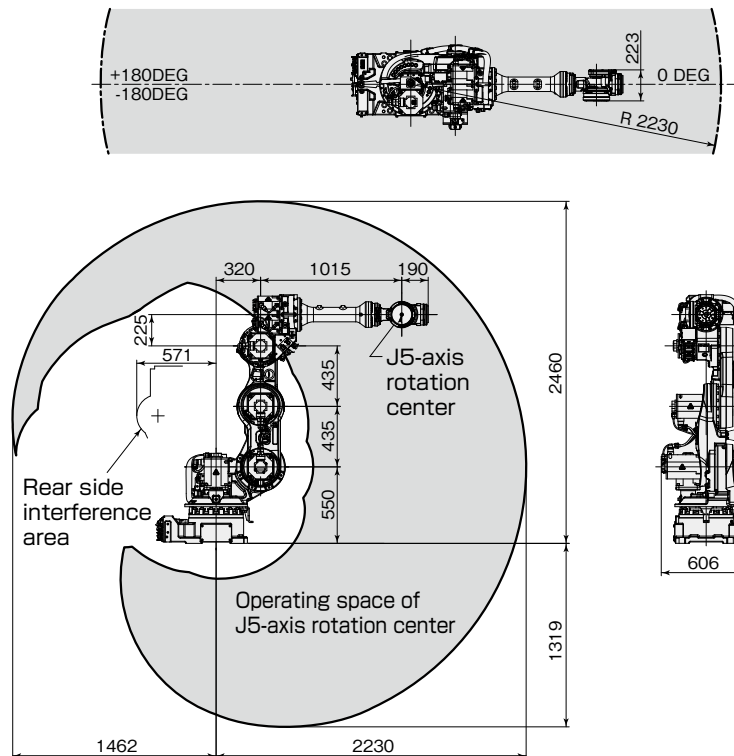
Note 3) Distance from the center of gravity of the load to the wrist flange center is limited by the wrist load and load inertia.
In case of the wrist load and load inertia are maximum, the center of gravity of the load can be offset up to 254mm in the horizontal direction and up to 400mm in the vertical direction from the wrist flange center.

Note 4) Compliant with ISO 9283.

Note 5) Without controller.

R-1000iA/120F-7B

Operating space



Specifications

Model		R-1000iA/120F-7B	
Type		Articulated Type	
Controlled axes		7 axes (J1, J2, J3, J4, J5, J6, E1)	
Reach		2230 mm	
Installation		Floor, Upside-down	
Motion range (Maximum speed) Note 1)	J1 axis rotation	360° (130°/s) 6.28 rad(2.27 rad/s)	
	J2 axis rotation	200° (110°/s) 3.50 rad(1.92 rad/s)	
	J3 axis rotation	385° (120°/s) 6.72 rad(2.09 rad/s)	
	J4 axis wrist rotation	720° (170°/s) 12.57 rad(2.97 rad/s)	
	J5 axis wrist swing	250° (170°/s) 4.36 rad(2.97 rad/s)	
	J6 axis wrist rotation	720° (250°/s) 12.57 rad(4.36 rad/s)	
	E1 axis rotation	225° (130°/s) 3.93 rad(2.27 rad/s)	
Max. load capacity at wrist		120 kg	
Max. load capacity on J3 arm		20 kg (A)	(A)+(B) < 20kg
Max. load capacity on J3 casing		20 kg (B)	
Allowable load moment at wrist	J4 axis	800 N·m	81.6 kgf·m
	J5 axis	800 N·m	81.6 kgf·m
	J6 axis	360 N·m	36.7 kgf·m
Allowable load inertia at wrist	J4 axis	71 kg·m ²	724.5 kgf·cm·s ²
	J5 axis	71 kg·m ²	724.5 kgf·cm·s ²
	J6 axis	38 kg·m ²	387.8 kgf·cm·s ²
Drive method		Electric servo drive by AC servo motor	
Repeatability Note 2)		± 0.03 mm	
Mass Note 3)		790 kg	
Installation environment		Ambient temperature : 0 to 45°C Ambient humidity : Normally 75%RH or less (No dew, nor frost allowed) Short term 95%RH or less (within one month) Vibration acceleration : 4.9m/s ² (0.5G) or less	

Note 1) During short distance motions, the axis speed may not reach the maximum value stated.
 Note 2) Compliant with ISO 9283.
 Note 3) Without controller.

FANUC CORPORATION

•Headquarters Oshino-mura, Yamanashi 401-0597, Japan
 Phone: 81-555-84-5555 Fax: 81-555-84-5512 <http://www.fanuc.co.jp>

•Overseas Affiliated Companies
 FANUC America Corporation
 FANUC Europe Corporation, S.A.
 SHANGHAI-FANUC Robotics CO., LTD.
 KOREA FANUC CORPORATION
 TAIWAN FANUC CORPORATION
 FANUC INDIA PRIVATE LIMITED
 FANUC SINGAPORE PTE. LTD.
 FANUC THAI LIMITED
 FANUC MECHATRONICS (MALAYSIA) SDN. BHD.
 PT. FANUC INDONESIA
 FANUC OCEANIA PTY. LIMITED
 FANUC SOUTH AFRICA (PROPRIETARY) LIMITED

3900 West Hamlin Road, Rochester Hills, MI 48309-3253, U.S.A.
 Zone Industrielle, L-6468 Echternach, Grand-Duché de Luxembourg
 No. 1500 Fulian Road, Baoshan Area, Shanghai, China
 101, Wanam-ro(st), Seongsan-gu, Changwon-si, Gyeongsangnam-do, 642-290 Republic of Korea
 No.10, 16th Road, Taichung Industrial Park, Taichung, Taiwan
 41-A, Electronics City, Bangalore, 560 100, India
 No.1 Teban Gardens Crescent, Singapore 608919, Singapore
 1301 Pattanakarn Road, Kwaeng Suanluang, Khet Suanluang, Bangkok 10250 Thailand
 No.32, Jalan Pengacara U1/48, Temasya Industrial Park, Section U1, Glenmarie,
 40150 Shah Alam, Selangor Darul Ehsan, Malaysia
 J.L. Boulevard Bukit Gading Raya Blok R, Jakarta 14240 Indonesia
 10 Healey Circuit, Huntingwood, NSW 2148, Australia
 17 Loper Ave, Aeroport Industrial Ests. Spartan Ext.2 P.O.Box 219, Isando 1600, Republic of South Africa

Phone: 1-248-377-7000 Fax: 1-855-774-7051
 Phone: 352-727777-1 Fax: 352-727777-403
 Phone: 86-21-5032-7700 Fax: 86-21-5032-7711
 Phone: 82-55-278-1200 Fax: 82-55-284-9826
 Phone: 886-4-2359-0522 Fax: 886-4-2359-0771
 Phone: 91-80-2852-0057 Fax: 91-80-2852-0051
 Phone: 65-6567-8566 Fax: 65-6566-5937
 Phone: 66-2-714-6111 Fax: 66-2-714-6120
 Phone: 60-3-7628-0110 Fax: 60-3-7628-0220
 Phone: 62-21-4584-7285 Fax: 62-21-4584-7288
 Phone: 61-2-8822-4600 Fax: 61-2-8822-4666
 Phone: 27-11-392-3610 Fax: 27-11-392-3615

•All specifications are subject to change without notice.
 •No part of this catalog may be reproduced in any form.
 •The products in this catalog are controlled based on Japan's "Foreign Exchange and Foreign Trade Law". The export from Japan may be subject to an export license by the government of Japan. Further, re-export to another country may be subject to the license of the government of the country from where the product is re-exported. Furthermore, the product may also be controlled by re-export regulations of the United States government. Should you wish to export or re-export these products, please contact FANUC for advice.

© FANUC CORPORATION, 2009
 RR-1000iA(E)-07, 2017.11, Printed in Japan