


Depth Gage

A standard measuring tool of industry

Depth Micrometer SERIES 128

- Measuring rod diameter: 4 mm
- Measuring rod lock is attached.
Note: Measuring rod is attached on the rear side of the micrometer.
- Carbide-tipped measuring rod model is available.
- Ratchet stop provides constant measuring force.



SPECIFICATIONS


Metric			
Order No.	Range (mm)	Graduation (mm)	Base (mm)
128-101	0 - 25	0.01	63.5×16
128-103*			
128-102			101.6×16
128-104*			

* With carbide-tipped measuring rod

Inch			
Order No.	Range (in)	Graduation (in)	Base (in)
128-105	0 - 1	0.001	2.5×0.63
128-106			4×0.63

Technical Data

- Accuracy: $\pm 3 \mu\text{m}$ ($\pm 0.00015 \text{ in}$)
- Flatness of reference face:
1.3 μm (0.00005 in) for 63.5 mm (2.5 in) length base,
2 μm (0.00008 in) for 101.6 mm (4 in) length base
- Flatness of measuring spindle face: 0.3 μm (0.000012 in)
- Standard Accessories: **301336** Spanner



Depth Micro Checker SERIES 515

- The Depth Micro Checker is designed to check and help set the range-end points of a depth micrometer.

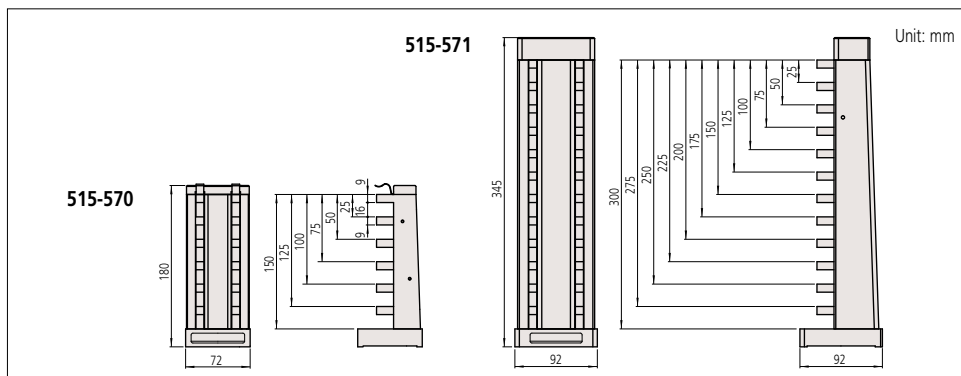


SPECIFICATIONS


Metric			
Order No.	Range (mm)	Block pitch accuracy	Anvil block accuracy (μm)
515-570	0 - 150	$\pm(1+L/150) \mu\text{m}$, L = Length to check (mm)	± 0.5
515-571	0 - 300		

Inch			
Order No.	Range (in)	Block pitch accuracy	Anvil block accuracy (μinch)
515-575	0 - 6	$\pm(40+L/0.15) \mu\text{inch}$, L = Length to check (inch)	± 20

DIMENSIONS



An inspection certificate is supplied as standard. Refer to page U-11 for details.



A 25 mm anvil block provides the reference surface for the depth micrometer rod