



These marks indicate that a product has successfully passed IP65-level testing, which is carried out by the independent German certification organization TÜV Rheinland.



www.tuv.com  
ID 0000040191  
ID 0000063013

### IP Codes (series 342-271-30, 342-371-30, 342-451-20)

Level 6: Dust-proof.

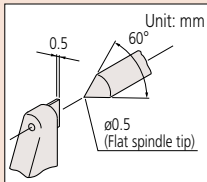
No ingress of dust allowed.

Level 5: Protected against water jets.

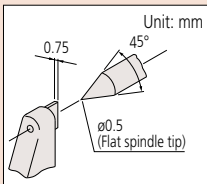
Water projected in jets against the enclosure from any direction shall have no harmful effects.



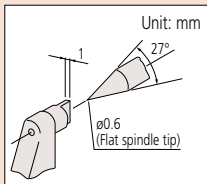
### Anvil and spindle tip detail



342-271-30, 342-371-30, 112-401



342-451-20



142-402, 142-403

### Technical Data

- Battery for series 342 SR44 (1 pc.), 938882, for initial operational checks (standard accessory)
- Battery life: Approx. 2.4 years under normal use (for series 342-271-30/342-371-30) Approx. 5 years under normal use
- Length standard: Electromagnetic rotary sensor (for series 342-271-30/342-371-30) Electrostatic capacity absolute sensor (for series 342-451-20)
- Standard accessories: Spanner (301336), 1 pc. (except for series 342-451-20)

### Optional Accessories

- Connecting cables (Digimatic model, Quickmike)
  - 1 m: 05CZA662
  - 2 m: 05CZA663
- USB Input Tool Direct USB-ITN-B (2 m): 06AFM380B
- U-WAVE-T dedicated connection cable (for series 342-271-30/342-371-30 and 342-451-20)
  - 160 mm: 02AZD790B
  - For foot switch: 02AZE140B

### Wireless Data Output\* U-WAVE<sup>fit</sup>

- U-WAVE-TM 264-622 (IP67 type) 264-623 (Buzzer type)
- U-WAVE-TMB Transmitter Mitutoyo Bluetooth<sup>®</sup> U-WAVE 264-626 (IP type) 264-627 (Buzzer type) Refer to page A-16 for details.
- Connecting unit for U-WAVE-TM/TMB 02AZF310 (IP67/buzzer type common specification) Refer to pages A-16 and A-18 for details. \* 342-271-30 and 342-371-30 can be attached. Not available for 342-451-20.

## Crimp Height Micrometers Series 342,112,142

- Measures the height of crimp contacts.
- Equipped with Ratchet Stop for constant measuring force.
- IP65 water/dust protection (Digimatic model).
- Model 342-451-20 is a Quickmike type model with spindle feed of 10 mm per thimble rotation.



### SPECIFICATIONS

Metric			
Order No.	Range (mm)	Resolution (mm)	Maximum permissible error $J_{MPE}$ (μm)
Digimatic (LCD)			
342-271-30	0 - 20	0.001	±3
Quickmike (LCD)			
342-451-20	0 - 15	0.001	±3

Inch/Metric			
Order No.	Range (in)	Resolution	Maximum permissible error $J_{MPE}$ (in)
Digimatic (LCD)			
342-371-30	0 - 0.8	0.00005 in / 0.001 mm	±0.00015

Metric			
Order No.	Range (mm)	Graduation (mm)	Maximum permissible error $J_{MPE}$ (μm)
Mechanical counter model			
142-402	0 - 25	0.01	±3
142-403		0.001	

Metric			
Order No.	Range (mm)	Graduation (mm)	Maximum permissible error $J_{MPE}$ (μm)
Analog			
112-401	0 - 25	0.01	±3

Note: For functional details of series 342 refer to page B-8. Optional connecting cable is available only for water-proof type (Digimatic model).

### DIMENSIONS

